


























Under 17 Girls Slalom Results

Homologation: Ranking List

	Name	Country	Categ.	Eliminatorias	Finales	Overall
1	Singer Chantal	CAN 	-17 F	4,00/55/13.00	1,00/55/12.00 (Tie break: 1,00/55/12.00)	1000,00
2	Morgan Lauren	USA 	-17 F	5,00/55/13.00	1,00/55/12.00 (Tie break: 1,00/55/12.00)	1000,00
3	Cuglievan Ivanna	PER 	-17 F	3,00/55/13.00	5,50/55/13.00 (Tie break: 1,50/55/12.00)	951,61
4	Naser Fernanda	CHI 	-17 F	3,00/55/13.00	2,00/55/13.00	870,97
5	Naser Nicole	CHI 	-17 F	4,00/55/13.00	4,50/55/14.25	903,23
6	Lang Erika	USA 	-17 F	1,50/55/13.00		822,58
7	Long Melissa	CAN 	-17 F	0,50/55/13.00		790,32
8	Ritter Pascale	CHI 	-17 F	4,00/55/14.25		709,68
8	Trejo Fernanda	MEX 	-17 F	4,00/55/14.25		709,68
10	Gomez Laura	COL 	-17 F	3,00/52		96,77

Under 17 Boys Slalom Results

Homologation: Ranking List

	Name	Country	Categ.	Eliminatorias	Finales	Overall
1	Robledo Santiago	COL 	-17 M	3,00/58/11.25	3,00/58/11.25	1000,00
2	Bull Jaret	CAN 	-17 M	1,50/58/11.25	2,50/58/12.00	961,54
3	Sanchez Ricardo	MEX 	-17 M	1,50/58/12.00	2,00/58/12.00	820,51
4	Byrtus Dustin	CAN 	-17 M	1,00/58/12.00	1,50/58/12.00	807,69
5	Mcdonald Haywood	USA 	-17 M	2,00/58/12.00	2,50/58/13.00	820,51
6	Robledo Alejandro	COL 	-17 M	1,00/58/12.00	0,50/58/13.00	794,87
7	Malak Kevin	USA 	-17 M	4,50/58/13.00		730,77
7	Trejo Diego	MEX 	-17 M	4,50/58/13.00		730,77
9	Gana Luis	CHI 	-17 M	4,00/58/13.00		717,95
10	Reyes Diego	MEX 	-17 M	3,50/58/13.00		705,13
11	Botero Mateo	COL 	-17 M	2,00/58/13.00		666,67
12	Snihur Nicolas	ARG 	-17 M	1,50/58/13.00		653,85
13	Nores Agustin	ARG 	-17 M	4,00/58/18.25		256,41
14	Reyes Jose Enrique	DOM 	-17 M	2,00/58/18.25		205,13
15	Patricio Julian	ARG 	-17 M	4,50/55/18.25		115,38

Chief Judge
Jeff SmithHomologator
Felix LoretoScorer
Angela Bailey

Under 14 Girls Slalom Results

Homologation: Ranking List

	Name	Country Categ.	Eliminatorias	Finales	Overall
1	Warner Grace	USA -14 F	4,50/52/13.00	2,00/52/13.00	
2	Boskus Julianna	USA -14 F	3,00/52/14.25	1,00/52/13.00	
3	Gonzalez Valentina	CHI -14 F	2,00/52/16.00	3,00/52/14.25	
4	Otero Maria	COL -14 F	1,50/52/16.00	1,00/52/14.25	
5	De Osma M Alejandra	PER -14 F	4,00/52		
6	Giordano Paloma	ARG -14 F	0,00/43		

Chief Judge
Jeff SmithHomologator
Felix LoretoScorer
Angela Bailey

Under 14 Boys Slalom Results

Homologation: Ranking List

	Name	Country	Categ.	Eliminatorias	Finales	Overall
1	Pigozzi Robert	DOM	-14 M	0,50/55/12.00	4,50/55/12.00	1033,33
2	Garcia Taylor	USA	-14 M	2,00/55/12.00	3,00/55/12.00	1000,00
3	Lang Nicholas	USA	-14 M	1,50/55/12.00	2,50/55/12.00	988,89
4	Font Diego	MEX	-14 M	2,00/55/14.25	4,00/55/14.25	755,56
5	De Osma B Rafael	PER	-14 M	1,00/55/14.25	3,50/55/16.00	688,89
6	Monterroso D. Andres	GUA	-14 M	5,00/55/16.00	1,50/55/16.00	644,44
7	Useche Pablo	COL	-14 M	3,50/55/16.00		611,11
8	De Uriarte Emilio	MEX	-14 M	2,50/55/16.00		588,89
8	Desgroux Nicolas	CHI	-14 M	2,50/55/16.00		588,89
10	Arango Alejandro	COL	-14 M	1,50/55/16.00		566,67
11	Tejada J Luis	PER	-14 M	4,00/55/18.25		488,89
12	Almuna Alberto	CHI	-14 M	3,00/55/18.25		466,67
13	Giorgis Ignacio	ARG	-14 M	0,50/55/18.25		411,11
13	Giorgis Tobias	ARG	-14 M	0,50/55/18.25		411,11
15	Font Patricio	MEX	-14 M	4,00/52		355,56
16	Linares Santiago	COL	-14 M	3,00/52		333,33
17	Zohar Patricio	ARG	-14 M	0,00/49		

Over 35 Ladies Slalom Results

Homologation: Ranking List

	Name	Country	Categ.	Eliminatorias	Finales	Overall
1	Nelson Aline	MEX	35+ F	0,00/55/12.00	3,00/55/12.00	1534,88
2	Knight Sandy	USA	35+ F	3,50/55/14.25	1,50/55/14.25	1000,00
3	Aznarez Maria I.	ARG	35+ F	4,50/55/16.00	5,00/55/16.00	790,70
4	Bedoya Monica	PER	35+ F	1,25/52		58,14

Over 35 Men Slalom Results




Homologation: Ranking List

	Name	Country	Categ.	Eliminatorias	Finales	Overall
1	Shaw Marc	USA	35+ M	2,50/55/11.25	3,00/55/11.25	1000,00
2	Knight Tony	USA	35+ M	2,25/55/11.25	5,00/55/12.00	977,27
3	Angel Francisco	MEX	35+ M	2,00/55/11.25	4,50/55/12.00	969,70
4	Soares Alberto Carlos	BRA	35+ M	5,00/55/12.00	3,00/55/12.00	878,79
5	Saad Jose	BRA	35+ M	3,00/55/12.00 (Tie break: 3,00/55/12.00)	0,50/55/12.00	818,18
6	Duhalde Raul	CHI	35+ M	1,25/55/11.25	3,00/55/13.00	946,97
7	Weinstein Sergio	CHI	35+ M	3,00/55/12.00 (Tie break: 5,25/55/13.00)		818,18
8	Fernandez Paulino	MEX	35+ M	2,50/55/12.00		803,03
9	Fisher Forest	USA	35+ M	0,50/55/12.00		742,42
10	Magalhaes Rodrigo	BRA	35+ M	5,50/55/13.00		712,12
11	Giorgis German	ARG	35+ M	4,50/55/14.25		500,00
12	Patricio Carlos	ARG	35+ M	2,00/55/14.25		424,24
13	Muñoz Miguel	ARG	35+ M	1,50/55/14.25		409,09
14	Fiocco Marco Antonio	PER	35+ M	4,00/55/16.00		303,03
15	Tejada M Jose Luis	PER	35+ M	1,50/55/16.00		227,27
16	Cibie Cristian	CHI	35+ M	4,00/55/18.25		121,21
17	Macias Julian	MEX	35+ M	0,50/55/18.25		15,15

Over 45 Ladies Slalom Results


















Homologation: Ranking List

	Name	Country	Categ.	Eliminatorias	Finales	Overall
1	Morris Connie	USA	45+ F	3,00/55/13.00	1,00/55/12.00	1000,00
2	Wiese Delfina	PER	45+ F	2,00/55/14.25	4,50/55/14.25	770,27
3	Fausold Janie	USA	45+ F	2,00/55/14.25	5,00/55/16.00	702,70

	Name	Country	Categ.	Eliminatorias	Finales	Overall
4	Abbot Beverly	USA 	45+ F	2,00/55/18.25		378,38
4	Moore Jo-Anne	CAN 	45+ F	2,00/55/18.25		378,38
6	Desgroux Graciela	CHI 	45+ F	2,00/49		54,05

Over 45 Men Slalom Results










Homologation: Ranking List

	Name	Country	Categ.	Eliminatorias	Finales	Overall
1	Cuglievan Juan Carlos	PER 	45+ M	3,00/55/11.25	3,00/55/11.25 (Tie break: 1,50/55/10.75)	1000,00
2	Stevens Mark	CAN 	45+ M	3,00/55/11.25	3,00/55/11.25 (Tie break: 3,50/55/11.25)	1000,00
3	Rosenberg Ruben	CHI 	45+ M	2,00/55/11.25	3,00/55/11.25 (Tie break: 3,00/55/11.25)	1000,00
4	Negrao Rafael	BRA 	45+ M	1,00/55/11.25	2,00/55/11.25	974,36
5	Peschiera Gonzalo	PER 	45+ M	5,00/55/12.00	3,00/55/12.00	897,44
6	Mociulsky Gerardo	ARG 	45+ M	5,00/55/13.00 (Tie break: 5,50/55/13.00)	5,00/55/13.00	743,59
7	Desgroux Carlos	CHI 	45+ M	5,00/55/13.00 (Tie break: 2,50/55/13.00)		743,59
8	Grau Mitch	USA 	45+ M	4,50/55/13.00		730,77
9	Ritter Robert	CHI 	45+ M	4,00/55/13.00		717,95
10	De Albuquerque Fabio	BRA 	45+ M	3,50/55/13.00		705,13
11	Perez Jose Antonio	MEX 	45+ M	2,25/55/13.00		673,08
12	Andrade Rodrigo	BRA 	45+ M	2,00/55/13.00		666,67
12	Fernandez Antonio	COL 	45+ M	2,00/55/13.00		666,67
14	Quintana Ramon	MEX 	45+ M	3,50/55/14.25		551,28
15	Crudele Jorge	ARG 	45+ M	3,50/55/18.25		243,59
16	Person Peter	CAN 	45+ M	3,50/52		89,74
17	Karqui Cesar	ARG 	45+ M	3,00/52		76,92

Chief Judge
Jeff SmithHomologator
Felix LoretoScorer
Angela Bailey
















Under 21 Ladies Slalom Results

Homologation: Ranking List

	Name	Country	Categ.	Eliminatorias	Finales	Overall
1	Mcclure Keri	USA 	-21 F	1,50/55/11.25	1,50/55/11.25	969,23
2	Cuglievan Delfina	PER 	-21 F	4,50/55/12.00	5,00/55/12.00	892,31
3	Amos Amanda	CAN 	-21 F	4,00/55/12.00	2,50/55/12.00	861,54
4	Stevens Karen	CAN 	-21 F	2,50/55/11.25	2,00/55/12.00	1000,00
5	Negrao Juliana	BRA 	-21 F	0,50/55/12.00	3,50/55/13.00	753,85
6	Delgado Angela	COL 	-21 F	5,00/55/13.00		707,69
7	Chapoy Carolina	MEX 	-21 F	3,50/55/13.00		661,54
8	Greenwood Brittany	USA 	-21 F	2,50/55/13.00		630,77
9	Stevens Janice	CAN 	-21 F	2,00/55/14.25		430,77














Under 21 Men Slalom Results

Homologation: Ranking List

	Name	Country	Categ.	Eliminatorias	Finales	Overall
1	Lamadrid Alvaro	MEX 	-21 M	2,00/58/10.75	3,00/58/11.25 <small>(Tie break: 3,25/58/11.25)</small>	1000,00
2	Selsor Storm	USA 	-21 M	2,00/58/11.25	3,00/58/11.25 <small>(Tie break: 1,50/58/12.00)</small>	868,42
3	Brooks Steven	USA 	-21 M	4,00/58/12.00	1,00/58/11.25	815,79
4	Ambrosi Sandro	MEX 	-21 M	3,00/58/11.25	5,00/58/12.00	868,42
5	Correa Santiago	COL 	-21 M	5,00/58/12.00	2,50/58/12.00	763,16
6	Chapoy Rodrigo	MEX 	-21 M	4,50/58/12.00	1,50/58/12.00	750,00
7	Castro Pablo	CHI 	-21 M	3,00/58/12.00		710,53
8	Collins Stephen	CAN 	-21 M	2,00/58/12.00		684,21
8	Linares Roberto	COL 	-21 M	2,00/58/12.00		684,21
8	Malarczuk Martin	ARG 	-21 M	2,00/58/12.00		684,21
8	Mejia Alberto	COL 	-21 M	2,00/58/12.00		684,21
12	Gonzalez Diego	CHI 	-21 M	1,50/58/12.00		671,05
13	Patricio Augustin	ARG 	-21 M	4,50/58/13.00		592,11
14	Gonzalez Gaston	ARG 	-21 M	1,50/58/18.25		39,47
14	Ritter Emile	CHI 	-21 M	1,50/58/18.25		39,47

Open Ladies Slalom Results






















Homologation: Ranking List

	Name	Country	Categ.	Eliminatorias	Finales	Overall
1	Jaquess Regina	USA 	Ope F	3,00/55/11.25	1,00/55/10.75	973,68
2	Barton Rhoni	USA 	Ope F	3,00/55/11.25	3,00/55/11.25	868,42
3	Dodd Breanne	CAN 	Ope F	0,50/55/11.25	3,00/55/11.25	868,42
4	Hensley Caroline	USA 	Ope F	3,00/55/11.25	2,50/55/11.25	868,42
5	Bennett Danyelle	USA 	Ope F	2,00/55/11.25	2,00/55/11.25	842,11
6	Mcclintock Whitney	CAN 	Ope F	2,00/55/10.75	0,00/55/11.25	1000,00
7	Cuglievan Delfina (O)	PER 	Ope F	1,50/55/11.25	1,50/55/12.00	828,95
8	Miranda Tiare	CHI 	Ope F	2,00/55/12.00		684,21
9	Negrao Juliana (O)	BRA 	Ope F	1,50/55/12.00		671,05
10	Naser Nicole (O)	CHI 	Ope F	1,00/55/12.00		657,89
11	Botana Lorena	ARG 	Ope F	1,50/55/13.00		513,16
12	Malarczuk Mara	ARG 	Ope F	2,00/55/16.00		210,53
13	Linares Maria Camila	COL 	Ope F	1,50/55/18.25		39,47

Open Men Slalom Results

Homologation: Ranking List








	Name	Country	Categ.	Eliminatorias	Finales	Overall
--	------	---------	--------	---------------	---------	---------

	Name	Country	Categ.	Eliminatorias	Finales	Overall
1	Mcclintock Jason	CAN 	Ope M	3,00/58/10.75	4,00/58/10.75	1212,12
2	Travers Jon	USA 	Ope M	1,50/58/10.25	3,50/58/10.75	1318,18
3	Moore Thomas	CAN 	Ope M	4,00/58/11.25	2,50/58/10.75	1166,67
4	Julio Javier	ARG 	Ope M	4,00/58/11.25	0,50/58/10.75	1106,06
5	Simioni Neves Fernando	BRA 	Ope M	5,00/58/11.25	5,00/58/11.25	1060,61
6	Fuldauer Nicolas	BRA 	Ope M	3,00/58/11.25	5,00/58/11.25	1060,61
7	Renosto Jorge	ARG 	Ope M	<small>(Tie break: 6,00/58/12.00)</small> 3,00/58/11.25	3,00/58/11.25	1000,00
8	Miranda Felipe	CHI 	Ope M	<small>(Tie break: 1,50/58/12.00)</small> 4,00/58/11.25	0,50/58/11.25	1030,30
9	Suarez Jorge	MEX 	Ope M	<small>(Tie break: 0,00/58/12.00)</small> 3,00/58/11.25		1000,00
10	Lamadrid Alvaro (O)	MEX 	Ope M	2,00/58/11.25		969,70
10	Magnowski Kole	CAN 	Ope M	2,00/58/11.25		969,70
12	Miranda Rodrigo	CHI 	Ope M	5,50/58/12.00		893,94
13	Chicharro Diego	CHI 	Ope M	4,50/58/12.00		863,64
14	Lamadrid Carlos	MEX 	Ope M	4,00/58/12.00		848,48
15	Guzman Rodolfo	CHI 	Ope M	2,50/58/12.00		803,03
15	Malarczuk Martin (O)	ARG 	Ope M	2,50/58/12.00		803,03
17	Mesa Jose Fernando	COL 	Ope M	1,50/58/12.00		772,73
18	Mustafa Mario Andres	PER 	Ope M	4,50/58/13.00		681,82
18	Robledo Alejandro (O)	COL 	Ope M	4,50/58/13.00		681,82
20	López Martín	ARG 	Ope M	3,00/58/13.00		636,36
21	Pigozzi Robert (O)	DOM 	Ope M	0,50/58/13.00		560,61

Chief Judge
Jeff SmithHomologator
Felix LoretoScorer
Angela Bailey














Under 14 Girls Tricks Results

Homologation: Ranking List

	Name	Country	Categ.	Eliminatorias	Finales	Overall
1	Cuglievan Natalia	PER 	-14 F	4460	5020	1314,14
2	Boskus Julianna	USA 	-14 F	3820	3720	1000,00
3	Warner Grace	USA 	-14 F	3020	3320	869,11
4	Gonzalez Valentina	CHI 	-14 F	3220	1970	842,93
5	Giordano Paloma	ARG 	-14 F	2020		528,80
6	Otero Maria	COL 	-14 F	1150		301,05
7	De Osma M Alejandra	PER 	-14 F	990		259,16










Under 14 Boys Tricks Results

Homologation: Ranking List

	Name	Country	Categ.	Eliminatorias	Finales	Overall
1	Font Diego	MEX 	-14 M	5420	5460	1331,71
2	Lang Nicholas	USA 	-14 M	4100	3990	1000,00
3	Garcia Taylor	USA 	-14 M	3340	3060	814,63
4	Font Patricio	MEX 	-14 M	3130	2450	763,41
5	Giorgis Ignacio	ARG 	-14 M	2790	2260	680,49
6	Giorgis Tobias	ARG 	-14 M	3100	2200	756,10
7	De Uriarte Emilio	MEX 	-14 M	2300		560,98
8	Arango Alejandro	COL 	-14 M	1720		419,51
9	De Osma B Rafael	PER 	-14 M	1430		348,78
10	Monterroso D. Andres	GUA 	-14 M	1300		317,07
11	Zohar Patricio	ARG 	-14 M	1280		312,20
12	Linares Santiago	COL 	-14 M	1100		268,29
13	Useche Pablo	COL 	-14 M	960		234,15









Under 17 Girls Tricks Results



Homologation: Ranking List

	Name	Country	Categ.	Eliminatorias	Finales	Overall
1	Lang Erika	USA 	-17 F	7750	7840	1000,00
2	Naser Nicole	CHI 	-17 F	5280	4480	673,47
3	Morgan Lauren	USA 	-17 F	4470	4410	570,15
4	Naser Fernanda	CHI 	-17 F	4240	3810	540,82
5	Singer Chantal	CAN 	-17 F	5630	3210	718,11
6	Long Melissa	CAN 	-17 F	4050		516,58
7	Trejo Fernanda	MEX 	-17 F	3470		442,60
8	Ritter Pascale	CHI 	-17 F	2880		367,35
9	Gomez Laura	COL 	-17 F	460		58,67

Under 17 Boys Tricks Results




Homologation: Ranking List

	Name	Country	Categ.	Eliminatorias	Finales	Overall
1	Mcdonald Haywood	USA 	-17 M	6060	6530	780,17
2	Robledo Alejandro	COL 	-17 M	8370	5390	1000,00
3	Robledo Santiago	COL 	-17 M	7510	5340	897,25
4	Trejo Diego	MEX 	-17 M	5880	5310	702,51
5	Botero Mateo	COL 	-17 M	4330	4180	517,32
6	Reyes Diego	MEX 	-17 M	3330		397,85
7	Byrtus Dustin	CAN 	-17 M	2220		265,23
8	Sanchez Ricardo	MEX 	-17 M	1300		155,32

	Name	Country	Categ.	Eliminatorias	Finales	Overall
9	Patricio Julian	ARG 	-17 M	520		62,13
10	Malak Kevin	USA 	-17 M	240		28,67








Over 35 Ladies Tricks Results

Homologation: Ranking List

	Name	Country	Categ.	Eliminatorias	Finales	Overall
1	Nelson Aline	MEX 	35+ F	3990	4070	1583,66
2	Knight Sandy	USA 	35+ F	2570	2220	1000,00
3	Lehuede Michelle	CHI 	35+ F	1030	1000	400,78






Over 35 Men Tricks Results

Homologation: Ranking List

	Name	Country	Categ.	Eliminatorias	Finales	Overall
1	Shaw Marc	USA 	35+ M	4450	5250	1000,00
2	Fisher Forest	USA 	35+ M	2400	4160	792,38
3	Muñoz Miguel	ARG 	35+ M	3490	3130	664,76
4	Angel Francisco	MEX 	35+ M	3810	2810	725,71
5	Knight Tony	USA 	35+ M	2170		413,33
6	Giorgis German	ARG 	35+ M	1340		255,24
7	Patricio Carlos	ARG 	35+ M	1160		220,95










Over 45 Ladies Tricks Results

Homologation: Ranking List

	Name	Country	Categ.	Eliminatorias	Finales	Overall
1	Fausold Janie	USA 	45+ F	2280	2700	849,06
2	Morris Connie	USA 	45+ F	2330	2640	830,19
3	Abbot Beverly	USA 	45+ F	3180	1280	1000,00
4	Moore Jo-Anne	CAN 	45+ F	1360		427,67
5	Nardi Alicia	ARG 	45+ F	1120		352,20

Over 45 Men Tricks Results









Homologation: Ranking List

	Name	Country	Categ.	Eliminatorias	Finales	Overall
1	Negrao Rafael	BRA 	45+ M	3220	3220	955,49
2	Stevens Mark	CAN 	45+ M	3370	2600	1000,00
3	Albuquerque Fabio	BRA 	45+ M	2120	2340	694,36
4	Crudele Jorge	ARG 	45+ M	2450	1770	727,00
5	Ritter Robert	CHI 	45+ M	1580	1270	468,84
6	Fernandez Antonio	COL 	45+ M	1430		424,33
7	Grau Mitch	USA 	45+ M	1410		418,40
8	Mociulsky Gerardo	ARG 	45+ M	1260		373,89
9	Person Peter	CAN 	45+ M	960		284,87

Chief Judge
Jeff SmithHomologator
Felix LoretoScorer
Angela Bailey













Under 21 Ladies Tricks Results

Homologation: Ranking List

	Name	Country	Categ.	Eliminatorias	Finales	Overall
1	Delgado Angela	COL 	-21 F	4070	4820	1000,00
2	Chapoy Carolina	MEX 	-21 F	4810	4220	997,93
3	Stevens Karen	CAN 	-21 F	4270	4110	885,89
4	Stevens Janice	CAN 	-21 F	3820	3460	792,53
5	Mcclure Keri	USA 	-21 F	3430	2230	711,62
6	Greenwood Brittany	USA 	-21 F	3420		709,54
7	Negrao Juliana	BRA 	-21 F	3060		634,85
8	Amos Amanda	CAN 	-21 F	2820		585,06











Under 21 Men Tricks Results

Homologation: Ranking List

	Name	Country	Categ.	Eliminatorias	Finales	Overall
1	Linares Roberto	COL 	-21 M	6910	8500	1000,00
2	Chapoy Rodrigo	MEX 	-21 M	8290	7800	975,29
3	Collins Stephen	CAN 	-21 M	4700	6900	811,76
4	Selsor Storm	USA 	-21 M	5190	5240	616,47
5	Mejia Alberto	COL 	-21 M	4660	5020	590,59
6	Brooks Steven	USA 	-21 M	6470	4010	761,18
7	Ritter Emile	CHI 	-21 M	4000		470,59
8	Patricio Augustin	ARG 	-21 M	3000		352,94
9	Gonzalez Diego	CHI 	-21 M	2740		322,35
10	Malarczuk Martin	ARG 	-21 M	2110		248,24
11	Ambrosi Sandro	MEX 	-21 M	1580		185,88
12	Gonzalez Gaston	ARG 	-21 M	900		105,88








Open Ladies Tricks Results




Homologation: Ranking List

	Name	Country	Categ.	Eliminatorias	Finales	Overall
1	Jaquess Regina	USA 	Ope F	6910	7830	893,84
2	Bennett Danyelle	USA 	Ope F	7500	7820	892,69
3	Mcclintock Whitney	CAN 	Ope F	8760	7810	1000,00
4	Hensley Caroline	USA 	Ope F	5780	6640	757,99
5	Linares María Camila	COL 	Ope F	7830	6060	893,84
6	Naser Nicole (O)	CHI 	Ope F	5780	4450	659,82
7	Barton Rhoni	USA 	Ope F	5210		594,75
8	Miranda Tiare	CHI 	Ope F	3260		372,15
9	Negrao Juliana (O)	BRA 	Ope F	2730		311,64
10	Botana Lorena	ARG 	Ope F	2670		304,79

Open Men Tricks Results

Homologation: Ranking List





	Name	Country	Categ.	Eliminatorias	Finales	Overall
1	Mcclintock Jason	CAN 	Ope M	10150	10460	1128,37
2	Miranda Felipe	CHI 	Ope M	8490	8630	930,96
3	Miranda Rodrigo	CHI 	Ope M	7630	8580	925,57
4	Font Sergio	MEX 	Ope M	7980	8330	898,60
5	Malarczuk Martin (O)	ARG 	Ope M	3920	3740	422,87
6	Renosto Jorge	ARG 	Ope M	9270	3710	1000,00
7	Robledo Alejandro (O)	COL 	Ope M	4340		468,18

	Name	Country	Categ.	Eliminatorias	Finales	Overall
8	Dodd Ryan	CAN 	Ope M	3860		416,40
9	Fuldauer Nicolas	BRA 	Ope M	2960		319,31
10	López Martín	ARG 	Ope M	2660		286,95

Chief Judge
Jeff SmithHomologator
Felix LoretoScorer
Angela Bailey









Under 14 Girls Jump Results

Homologation: Ranking List

	Name	Country	Categ.	Eliminatorias	Finales	Overall
1	Boskus Julianna	USA 	-14 F	22,9m	25,5m	1000,00
2	Warner Grace	USA 	-14 F	23,7m	25,4m	992,00
3	Gonzalez Valentina	CHI 	-14 F	14,5m	14,8m	144,00
4	Otero Maria	COL 	-14 F	14,4m		112,00









Under 14 Boys Jump Results

Homologation: Ranking List

	Name	Country	Categ.	Eliminatorias	Finales	Overall
1	Garcia Taylor	USA 	-14 M	36,1m	37,1m	1000,00
2	Lang Nicholas	USA 	-14 M	34,9m	35,1m	883,04
3	Arango Alejandro	COL 	-14 M	22,9m	22,4m	169,59
4	De Osma B Rafael	PER 	-14 M	15,2m	16,1m	
5	Useche Pablo	COL 	-14 M	21,6m	0,0m	93,57
6	Tejada J Luis	PER 	-14 M	10,5m		
7	Giorgis Tobias	ARG 	-14 M	10,3m		
8	Linares Santiago	COL 	-14 M	0,0m		









Under 17 Girls Jump Results

Homologation: Ranking List

	Name	Country	Categ.	Eliminatorias	Finales	Overall
1	Morgan Lauren	USA 	-17 F	44,1m	45,8m	1000,00
2	Lang Erika	USA 	-17 F	32,3m	33,0m	609,76
3	Ritter Pascale	CHI 	-17 F	31,0m	31,7m	570,12
4	Naser Nicole	CHI 	-17 F	30,0m	30,4m	530,49
5	Long Melissa	CAN 	-17 F	26,4m		408,54
6	Singer Chantal	CAN 	-17 F	23,9m		332,32
7	Naser Fernanda	CHI 	-17 F	19,1m		185,98
8	Gomez Laura	COL 	-17 F	12,8m		


Under 17 Boys Jump Results

Homologation: Ranking List

	Name	Country	Categ.	Eliminatorias	Finales	Overall
1	Robledo Alejandro	COL 	-17 M	51,9m	51,6m	1000,00
2	Robledo Santiago	COL 	-17 M	47,0m	49,4m	921,63
3	Botero Mateo	COL 	-17 M	46,6m	47,4m	858,93
4	Malak Kevin	USA 	-17 M	45,3m	44,5m	793,10
5	Mcdonald Haywood	USA 	-17 M	45,2m	33,9m	789,97
6	Trejo Diego	MEX 	-17 M	37,0m		532,92
7	Byrtus Dustin	CAN 	-17 M	35,2m		476,49
8	Reyes Diego	MEX 	-17 M	27,9m		247,65







Over 35 Ladies Jump Results

Homologation: Ranking List

	Name	Country	Categ.	Eliminatorias	Finales	Overall
1	Knight Sandy	USA 	35+ F	20,5m	0,0m	1000,00





Over 35 Men Jump Results

Homologation: Ranking List

	Name	Country	Categ.	Eliminatorias	Finales	Overall
1	Shaw Marc	USA 	35+ M	58,6m	58,2m	1000,00
2	Knight Tony	USA 	35+ M	52,1m	52,8m	849,74
3	Angel Francisco	MEX 	35+ M	39,8m	41,3m	551,81
4	Giorgis German	ARG 	35+ M	38,4m		476,68
5	Macias Julian	MEX 	35+ M	36,0m		414,51
6	Patricio Carlos	ARG 	35+ M	20,9m		23,32






Over 45 Ladies Jump Results

Homologation: Ranking List

	Name	Country	Categ.	Eliminatorias	Finales	Overall
1	Morris Connie	USA 	45+ F	27,0m	27,3m	1000,00
2	Fausold Janie	USA 	45+ F	23,6m	24,3m	774,44
3	Abbot Beverly	USA 	45+ F	21,5m	21,2m	563,91
4	Moore Jo-Anne	CAN 	45+ F	20,4m		481,20

Over 45 Men Jump Results









Homologation: Ranking List

	Name	Country	Categ.	Eliminatorias	Finales	Overall
1	Stevens Mark	CAN 	45+ M	47,4m	45,8m	1000,00
2	Grau Mitch	USA 	45+ M	44,5m	45,5m	930,66
3	Person Peter	CAN 	45+ M	32,5m	32,4m	456,20
4	Ritter Robert	CHI 	45+ M	29,3m		339,42
5	Fernandez Antonio	COL 	45+ M	25,0m		182,48

Chief Judge
Jeff SmithHomologator
Felix LoretoScorer
Angela Bailey












Under 21 Ladies Jump Results

Homologation: Ranking List

	Name	Country	Categ.	Eliminatorias	Finales	Overall
1	Amos Amanda	CAN 	-21 F	40,8m	44,4m	1000,00
2	Greenwood Brittany	USA 	-21 F	43,1m	43,8m	978,10
3	Stevens Karen	CAN 	-21 F	40,9m	40,9m	872,26
4	Cuglievan Delfina	PER 	-21 F	38,7m	39,5m	821,17
5	Mcclure Keri	USA 	-21 F	36,5m		711,68
6	Chapoy Carolina	MEX 	-21 F	30,4m		489,05
7	Stevens Janice	CAN 	-21 F	22,7m		208,03
8	Delgado Angela	COL 	-21 F	22,5m		200,73








Under 21 Men Jump Results

Homologation: Ranking List

	Name	Country	Categ.	Eliminatorias	Finales	Overall
1	Selsor Storm	USA 	-21 M	55,1m	59,0m	988,37
2	Collins Stephen	CAN 	-21 M	59,4m	58,5m	1000,00
3	Mejia Alberto	COL 	-21 M	55,4m	58,4m	970,93
4	Linares Roberto	COL 	-21 M	52,2m	56,2m	906,98
5	Ritter Emile	CHI 	-21 M	55,4m	56,1m	904,07
6	Ambrosi Sandro	MEX 	-21 M	56,9m	54,7m	927,33
7	Correa Santiago	COL 	-21 M	49,7m		718,02
8	Brooks Steven	USA 	-21 M	49,5m		712,21
9	Castro Pablo	CHI 	-21 M	47,5m		654,07
10	Patricio Augustin	ARG 	-21 M	38,0m		377,91
11	Malarczuc Martin	ARG 	-21 M	35,1m		293,60










Open Ladies Jump Results

Homologation: Ranking List

	Name	Country	Categ.	Eliminatorias	Finales	Overall
1	Jaquess Regina	USA 	Ope F	48,8m	50,8m	1000,00
2	Mcclintock Whitney	CAN 	Ope F	44,1m	46,8m	881,66
3	Bennett Danyelle	USA 	Ope F	45,3m	46,5m	872,78
4	Hensley Caroline	USA 	Ope F	45,0m	46,4m	869,82
5	Miranda Tiare	CHI 	Ope F	38,3m		630,18
6	Cuglievan Delfina (O)	PER 	Ope F	38,0m		621,30
7	Naser Nicole (O)	CHI 	Ope F	30,8m		408,28

Open Men Jump Results

Homologation: Ranking List

	Name	Country	Categ.	Eliminatorias	Finales	Overall
1	Krueger Freddy	USA 	Ope M	67,0m	67,5m	1070,53
2	Dodd Ryan	CAN 	Ope M	64,1m	66,3m	1040,30
3	Magnowski Kole	CAN 	Ope M	59,6m	62,3m	939,55
4	Miranda Rodrigo	CHI 	Ope M	64,7m	58,9m	1000,00
5	Robledo Alejandro (O)	COL 	Ope M	49,9m		627,20
6	Renosto Jorge	ARG 	Ope M	47,7m		571,79
7	López Martín	ARG 	Ope M	46,6m		544,08
8	Mustafa Mario Andres	PER 	Ope M	42,8m		448,36
9	Malarczuc Martin (O)	ARG 	Ope M	37,5m		314,86

Pan Am Championships
Overall Scoring
Junior Divisions

		<u>Slalom</u>		<u>Tricks</u>		<u>Jump</u>		<u>Overall</u>	
								<u>Total</u>	<u>Placement</u>
Junior Women:									
Ivanna Cuglievan	Peru	29,5	951,6129						
Fernanda Naser	Chile	27	870,9677	4240	540,8163	19,1	185,9756	1597,76	7
Nicol Naser	Chile	28	903,2258	5280	673,4694	30,4	530,4878	2107,183	3
Pascale Ritter	Chile	22	709,6774	2880	367,3469	31,7	570,122	1647,146	6
Fernanda Trejos	Mexico	22	709,6774	3470	442,602				
Chantel Singer	Canada	31	1000	5630	718,1122	23,9	332,3171	2050,429	4
Melissa Long	Canada	24,5	790,3226	4050	516,5816	26,4	408,5366	1715,441	5
Erika Lang	USA	25,5	822,5806	7840	1000	33	609,7561	2432,337	2
Lauren Morgan	USA	31	1000	4470	570,1531	45,8	1000	2570,153	1
Laura Gomez	Colombia	3	96,77419	460	58,67347	12,8	0	155,4477	8
Junior Men:									
Luis Gana	Chile	28	717,9487						
Diego Trejos	Mexico	28,5	730,7692	5880	702,509	37	532,9154	1966,194	5
Ricardo Sanchez	Mexico	32	820,5128	1300	155,3166				
Diego Reyes	Mexico	21,5	551,2821	3330	397,8495	27,9	247,6489	1196,78	8
Jaret Bull	Canada	37,5	961,5385						
Kevin Malak	USA	28,5	730,7692	240	28,67384	45,3	793,1034	1552,547	6
Haywood McDonald	USA	32	820,5128	6530	780,1673	45,2	789,9687	2390,649	3
Alejandro Robledo	Colombia	31	794,8718	8370	1000	51,9	1000	2794,872	2
Santiago Robledo	Colombia	39	1000	7510	897,2521	49,4	921,6301	2818,882	1
Meteo Botero	Colombia	26	666,6667	4330	517,3238	47,4	858,9342	2042,925	4
J Enrique Reyes	Dominican	8	205,1282						
Nicolas Snihur	Argentina	25,5	653,8462						
Julian Patricio	Argentina	4,5	115,3846	520	62,12664				
Agustin Nores	Argentina	10	256,4103						
Dustin Byrtus	Canada	31,5	807,6923	2220	265,233	35,2	476,489	1549,414	7
Team Overall:									
	Peru		951,6129					951,6129	7
	Chile		2492,142	1581,633	1286,585			5360,36	4
	Mexico		2260,959	1542,96	780,5643			4584,484	5
	Canada		2769,231	1499,927	1217,343			5486,5	3
	USA		2643,093	2350,32	2583,072			7576,486	2
	Colombia		2461,538	2414,576	2780,564			7656,679	1
	R. Dominicana		205,1282					205,1282	8
	Argentina		1025,641	62,12664				1087,768	6

**Pan Am Championships
Overall Scoring
Under 13 Divisions**

		<u>Slalom</u>	<u>Team</u>	<u>Overall</u>	<u>Tricks</u>	<u>Team</u>	<u>Overall</u>	<u>Jump</u>	<u>Team</u>	<u>Overall</u>	<u>Total</u>	<u>Placement</u>
Under 13 Girls:												
Natalie Cuglievan	Peru				5020	1000						
M Alejandra De Osma	Peru	22	543,2099		990	197,2112						
Valentina Gonzalez	Chile	33	814,8148	814,8148	3220	641,4343	842,9319	14,8	309,6774	309,6774	1967,424	3
Julianna Boskus	USA	37	913,5802	913,5802	3820	760,9562	1000	25,5	1000	1000	2913,58	1
Grace Warner	USA	40,5	1000	1000	3320	661,3546	869,1099	25,4	993,5484	993,5484	2862,658	2
Maria Otero	Colombia	31	765,4321	765,4321	1150	229,0837	301,0471	14,4	283,871	283,871	1350,35	4
Paloma Giordano	Argentina	0	0		2020	402,3904						

Under 13 Boys:												
Rafael De Osma	Peru	25	617,284	641,0256	1430	261,9048	348,7805	16,1	128,6307	128,6307	1118,437	5
J Luis Tejada	Peru	16	395,0617					10,5	0			
Nicolas Desgroux	Chile	20,5	506,1728									
Alberto Almuna	Chile	17	419,7531									
Diego Font	Mexico	28	691,358		5460	1000						
Patricio Font	Mexico	10	246,9136		3130	573,2601						
Emilio De Uriarte	Mexico	20,5	506,1728		2300	421,2454						
Taylor Garcia	USA	39	962,963	1000	3340	611,7216	814,6341	37,1	1000	1000	2814,634	2
Nicholas Lang	USA	38,5	950,6173	987,1795	4100	750,9158	1000	35,1	917,0124	917,0124	2904,192	1
Pablo Useche	Columbia	21,5	530,8642	551,2821	960	175,8242	234,1463	21,6	356,8465	356,8465	1142,275	4
Alejandro Arango	Columbia	19,5	481,4815	500	1720	315,0183	419,5122	22,9	410,7884	410,7884	1330,301	3
Santiago Linares	Columbia	9	222,2222		1100	201,4652		0	0			
Robert Pigozzi	Dominicana	40,5	1000									
Andres Monterroso	Guatemala	23	567,9012		1300	238,0952						
Ignacio Giorgis	Argentina	12,5	308,642		2790	510,989						
Tobias Giorgis	Argentina	12,5	308,642	320,5128	3100	567,7656	756,0976	10,3	0	0	1076,61	6
Patricio Zohar	Argentina	0	0		1280	234,4322						

Team Overall:	Slalom	Trick	Jump	Total	Placement
Peru	1555,5556	1459,116	128,6307	3143,302	4
Chile	1740,7407	641,4343	309,6774	2691,852	5
Mexico	1444,4444	1994,505		3438,95	3
USA	2913,5802	2173,227	2993,548	8080,355	1
Columbia	1777,7778	745,5672	1051,506	3574,851	2
R. Dominicana	1000			1000	7
Guatemala	567,90123	238,0952		805,9965	8
Argentina	617,28395	1481,145	0	2098,429	6

**Pan Am Championships
Overall Scoring
Senior A Divisions**

Senior Women A:		<u>Slalom</u>	<u>Team</u>	<u>Overall</u>	<u>Tricks</u>	<u>Team</u>	<u>Overall</u>	<u>Jump</u>	<u>Team</u>	<u>Overall</u>	<u>Overall Total</u>	<u>Placement</u>
Monica Bedoya	Peru	1,25	37,87879									
Michelle Lehuede	Chile				1030	253,0713						
Aline Nelson	Mexico	33	1000		4070	1000						
Sandy Knight	USA	21,5	651,5152	1000	2570	631,4496	1000	20,5	1000	1000	3000	1
Maria I Aznarez	Argentina	17	515,1515									

Senior Men A:		<u>Slalom</u>	<u>Team</u>	<u>Overall</u>	<u>Tricks</u>	<u>Team</u>	<u>Overall</u>	<u>Jump</u>	<u>Team</u>	<u>Overall</u>	<u>Overall Total</u>	<u>Placement</u>
Jose L Tejada	Peru	7,5	192,3077									
M Antonio Fiocco	Peru	10	256,4103									
Raul Duhalde	Chile	31,25	801,2821									
Sergio Weinstein	Chile	27	692,3077									
Cristian Cibie	Chile	4	102,5641									
Paulino Fernandez	Mexico	26,5	679,4872									
Francisco Angel	Mexico	32	820,5128	820,5128	3810	725,7143	725,7143	41,3	551,8135	551,8135	2098,041	2
Julian Macias	Mexico	0,5	12,82051					36	414,5078			
Tony Knight	USA	32,25	826,9231	826,9231	2170	413,3333	413,3333	52,8	849,7409	849,7409	2089,997	3
Marc Shaw	USA	39	1000	1000	5250	1000	1000	58,6	1000	1000	3000	1
Forest Fisher	USA	24,5	628,2051		4160	792,381						
German Giorgis	Argentina	16,5	423,0769	423,0769	1340	255,2381	255,2381	38,4	476,6839	476,6839	1154,999	4
Miguel Munoz	Argentina	13,5	346,1538		3490	664,7619						
Carlos Patricio	Argentina	14	358,9744	358,9744	1160	220,9524	220,9524	20,9	23,31606	23,31606	603,2428	5
A Carlos Soares	Brazil	29	743,5897									
Jose Saad	Brazil	27	692,3077									
Rodrigo Magalhaes	Brazil	23,5	602,5641									

Team Overall:	<u>Slalom</u>	<u>Trick</u>	<u>Jump</u>	<u>Total</u>	<u>Placement</u>
Peru	486,5967			486,5967	6
Chile	1596,154	253,0713		1849,225	5
Mexico	2500	1725,714	966,3212	5192,036	2
USA	2478,438	2423,831	2849,741	7752,01	1
Argentina	1297,203	1140,952	500	2938,155	3
Brazil	2038,462			2038,462	4

**Pan Am Championships
Overall Scoring
Senior B Divisions**

Senior Women B:		<u>Slalom</u>	<u>Tricks</u>		<u>Jump</u>		<u>Overall Total</u>		<u>Placement</u>
Delfina Wiese	Peru	28,5	770,2703						
Graciela Desgroux	Chile	2	54,05405						
Jo-Anne Moore	Canada	14	378,3784	1360	427,673	20,4	481,203	1287,254	4
Beverly Abbot	USA	14	378,3784	3180	1000	21,5	563,9098	1942,288	3
Janie Fausold	USA	26	702,7027	2700	849,0566	24,3	774,4361	2326,195	2
Connie Morris	USA	37	1000	2640	830,1887	27,3	1000	2830,189	1
Alicia Nardi	Argentina			1120	352,2013				

Senior Men B:

Carlos Cuglievan	Peru	39	1000						
Gonzalo Peschiera	Peru	35	897,4359						
Robert Ritter	Chile	28	717,9487	1580	468,8427	29,3	339,4161	1526,208	3
Ruben Rosenberg	Chile	39	1000						
Carlos Desgroux	Chile	29	743,5897						
Ramon Quintana	Mexico	21,5	551,2821						
J Antonio Perez	Mexico	26,25	673,0769						
Peter Person	Canada	3,5	89,74359	960	284,8665	32,5	456,2044	830,8144	5
Mark Stevens	Canada	39	1000	3370	1000	47,4	1000	3000	1
Mitch Grau	USA	28,5	730,7692	1410	418,3976	45,5	930,6569	2079,824	2
Antonio Fernandez	Colombia	26	666,6667	1430	424,3323	25	182,4818	1273,481	4
Gerardo Mociulsky	Argentina	29	743,5897	1260	373,8872				
Jorge Crudele	Argentina	9,5	243,5897	2450	727,003				
Cesar Karqui	Argentina	3	76,92308						
Rafael Negrado	Brazil	38	974,359	3220	955,4896				
Fabio De Albuquerque	Brazil	27,5	705,1282	2340	694,362				
Rodrigo Andrade	Brazil	26	666,6667						

Team Overall:

	Slalom	Trick	Jump	Total	Placement
Peru	2667,706			2667,706	5
Chile	2461,538	468,8427	339,4161	3269,797	4
Mexico	1224,359			1224,359	8
Canada	1468,122	1712,539	1937,407	5118,069	2
USA	2433,472	2679,245	2705,093	7817,81	1
Columbia	666,6667	424,3323	182,4818	1273,481	7
Argentina	1064,103	1453,091		2517,194	6
Brazil	2346,154	1649,852		3996,005	3

Javier Julio	Argentina	36,5	839,0805										
Jorge Renosto	Argentina	33	758,6207	1000	9270	886,2333	1000	47,7	534,1176	571,7884	2571,788		2
Martin Lopez	Argentina	21	482,7586	636,3636	2660	254,3021	286,9471	46,6	508,2353	544,0806	1467,391		5
Martin Malarczuk	Argentina	26,5	609,1954	803,0303	3920	374,761	422,8695	37,5	294,1176	314,8615	1540,761		4
Fernando Simioni Nev	Brazil	35	804,5977										
Nicolas Fuldauer	Brazil	35	804,5977		2960	282,9828							

Team Overall:

	<u>Slalom</u>	<u>Tricks</u>	<u>Jump</u>	<u>Total</u>	
Peru	1346,189		1040,125	2386,314	8
Chile	2143,981	2305,133	1972,579	6421,693	3
Mexico	2137,931	796,3671		2934,298	6
Canada	2804,598	2369,025	2731,069	7904,691	2
USA	2842,105	2544,521	2872,781	8259,407	1
Colombia	1142,922	1308,75	585,8824	3037,554	5
Dominicana	425,2874			425,2874	9
Argentina	2206,897	1565,789	1336,471	5109,156	4
Brazil	2280,248	594,6266		2874,875	7